

Information exchange: National & Regional Summary Statistics

According to the International Plant Protection Convention (1997) it is the responsibility of contracting parties to engage in the exchange of official phytosanitary information. The Convention clearly identifies that phytosanitary information which contracting parties are obliged to report, and it also lists several optional reporting areas. The Commission on Phytosanitary Measures has established the International Phytosanitary Portal (IPP: <https://www.ippc.int>) as the primary forum for information exchange by Contracting Parties and the IPPC Secretariat.

This paper provides an update and expansion to the statistics provided in CPM 2008/Inf/9. This data is correct as of 25 March 2008¹.

Status of Contact Points and IPP Editors

The Secretariat notes that some contracting parties have still to designate an official contact point or have not provided the Secretariat with updated information where official contact point details have changed (including e-mail addresses). Contracting parties are requested to provide such information or updates as soon as possible.

Table 1 provides summaries of the current status of IPPC contact points of contracting (A.) and non-contracting parties (B.).

The Secretariat would also like to note the improvement in maintenance and updating (as seen in Table 1A & B) of IPPC contact points by some contracting parties and would like to thank them for these efforts. This contributes substantially to improving communications with the Secretariat and between contracting parties.

Table 1: Summary of the status of NPPO contact points for NPPOs of **A.)** contracting parties and **B.)** non-contracting parties.

A.

Region	Contracting parties			
	Official ²	Unofficial ³	% New ⁴	% Updated ⁵
Africa	36	2	14	58
Asia	18	2	25	53
Europe	41	4	27	62
Latin America & Caribbean	30	3	33	81
Near East	11	4	31	56
North America	2	0	50	100
Southwest Pacific	11	2	12	68
Total	149	17		
Total no.	166			

¹ This information is also available on the following page of the International Phytosanitary Portal: <https://www.ippc.int/servlet/CDSServlet?class=org.fao.waicent.cds.RenderStatistics&org.fao.waicent.cds.RenderStatistics.0.vale=back>

² Represents a contracting party; the IPPC Secretariat was informed of the nomination through official channels; only one person nominated; contact point was not self-appointed.

³ Represents a contracting party but has failed to comply with one of the criteria for the designation of an official contact point (e.g. the IPPC Secretariat was not informed of the nomination through someone more senior in the government; more than one person was nominated; the contact point was self-appointed).

⁴ The percentage of countries per region with new contact points or editors over the past year.

⁵ The percentage of countries per region whose contact point or editor has updated their contact information in the past year.

Table 1. (continued)**B.**

Region	Non-contracting parties		
	Information Points	% New	% Updated
Africa	12	6	6
Asia	8	7	7
Europe	2	0	0
Latin America & Caribbean	0	–	–
Near East	1	0	0
North America	0	–	–
Southwest Pacific	3	0	0
Total	26		

Most IPPC contact points have identified IPP editors to help undertake the work on the IPP on their behalf. Some countries have designated several IPP editors and at this stage there is approximately a 12% change in editors each year – details in Table 2.

Table 2: The percentage of countries with updates and changes for IPP editors

Region	Editors (Contracting & Non-contracting parties)		
	IPP Editors	% New	% Updated
Africa	59	10	78
Asia	42	25	117
Europe	43	9	45
Latin America & Caribbean	35	24	72
Near East	16	81	100
North America	2	0	100
Southwest Pacific	21	12	75
Total	218		

General reporting information available on the IPP

The table below shows the percentage of countries per region with information on the IPP for each reporting type. Reporting obligations are listed in the New Revised Text of the Convention and are described in detail in Annex XV of the ICPM-3 Report.

Table 3: Percentage⁶ of countries per region with reporting information on the IPP for A.) Contracting parties and B.) Non-contracting parties.

A. Contracting parties

	Africa	Asia	Europe	Latin America & Caribbean	Near East	North America	Southwest Pacific
Basic Reporting:							
Description of the NPPO	45	40	42	52	7	100	31
Entry points	40	25	27	52	20	100	46
List of regulated pests	13	15	40	36	0	100	31
Phytosanitary restrictions	34	40	47	46	20	100	31
Event-driven Reporting:							
Non-compliance	3	10	0	0	0	0	0
Emergency actions	3	0	1	3	0	100	15
Pest report	11	5	16	33	0	0	31
Request-driven Reporting:							
Organizational arrangements of NPPO	8	0	2	9	0	0	15
PRA / rationale for regulations...	0	0	9	6	0	0	8
Pest status	0	5	2	3	0	0	15
No. of countries:	38	20	45	33	15	2	13

B. Non-contracting parties

	Africa	Asia	Europe	Latin America & Caribbean	Near East	North America	Southwest Pacific
Basic Reporting:							
Description of the NPPO	8	0	0	0	0	0	0
Entry points	25	0	0	0	0	0	0
List of regulated pests	0	0	0	0	0	0	0
Phytosanitary restrictions	8	0	0	0	0	0	0
Event-driven Reporting:							
Non-compliance	0	0	0	0	0	0	0
Emergency actions	0	0	0	0	0	0	0
Pest report	0	0	0	0	0	0	0
Request-driven Reporting:							
Organizational arrangements of NPPO	0	0	0	0	0	0	0
PRA / rationale for regulations...	0	0	0	0	0	0	0
Pest status	0	0	0	0	0	0	0
No. of countries:	12	8	2	0	1	0	3

⁶ Percentage = ((no. of countries in a region with one or more documents for a reporting category) / (total no. of countries in the region)) X 100

The relative level of compliance with the most basic reporting obligations under the IPPC (*i.e.* Description of the NPPO, Entry points, List of regulated pests, Phytosanitary restrictions) varies by region (see. Fig. 1).

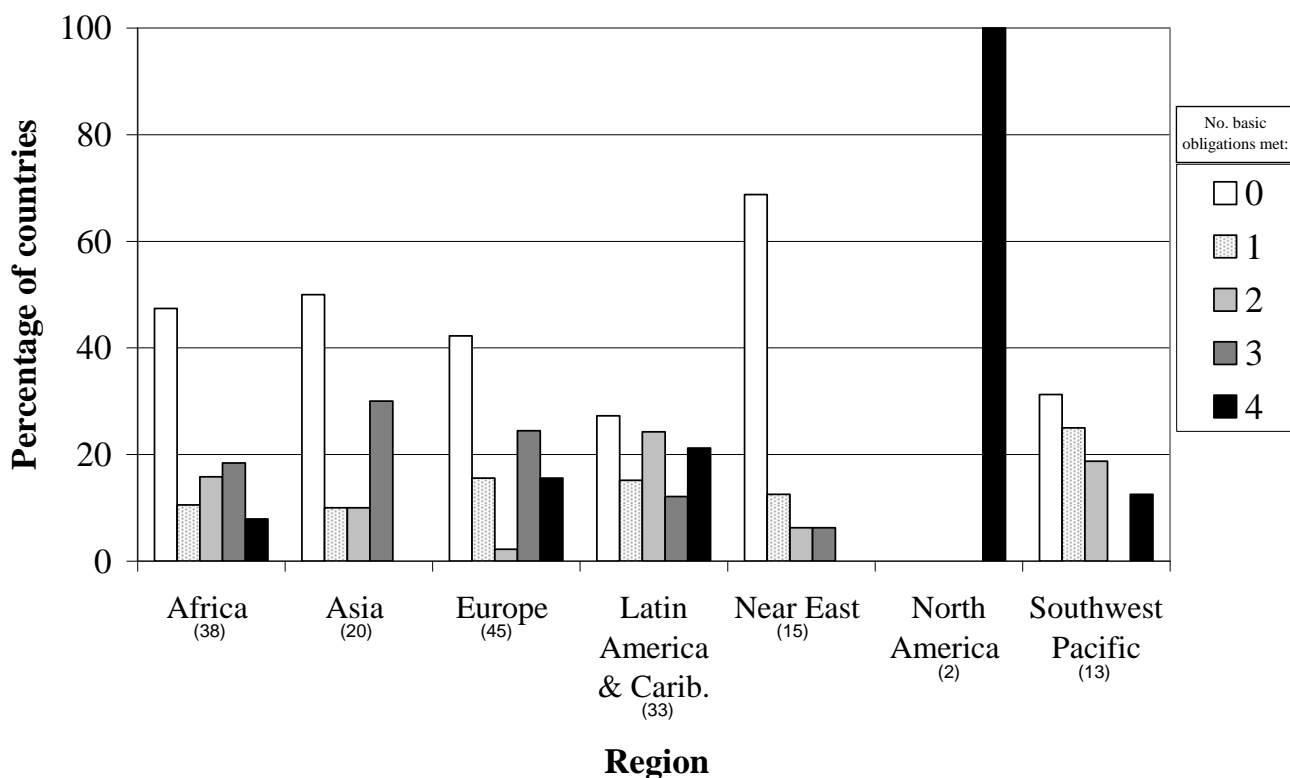


Fig. 1. Distribution of compliance with the four basic reporting obligations by region. The number of contracting parties in each region is given in parentheses.

Over time, posting of information for some reporting categories has remained relatively flat or decreasing (*e.g.* Lists of regulated pests, Entry points, Descriptions of NPPOs) and posts for other reporting categories have been increasing (*e.g.* Phytosanitary restrictions and Pest reports, see Fig. 2).

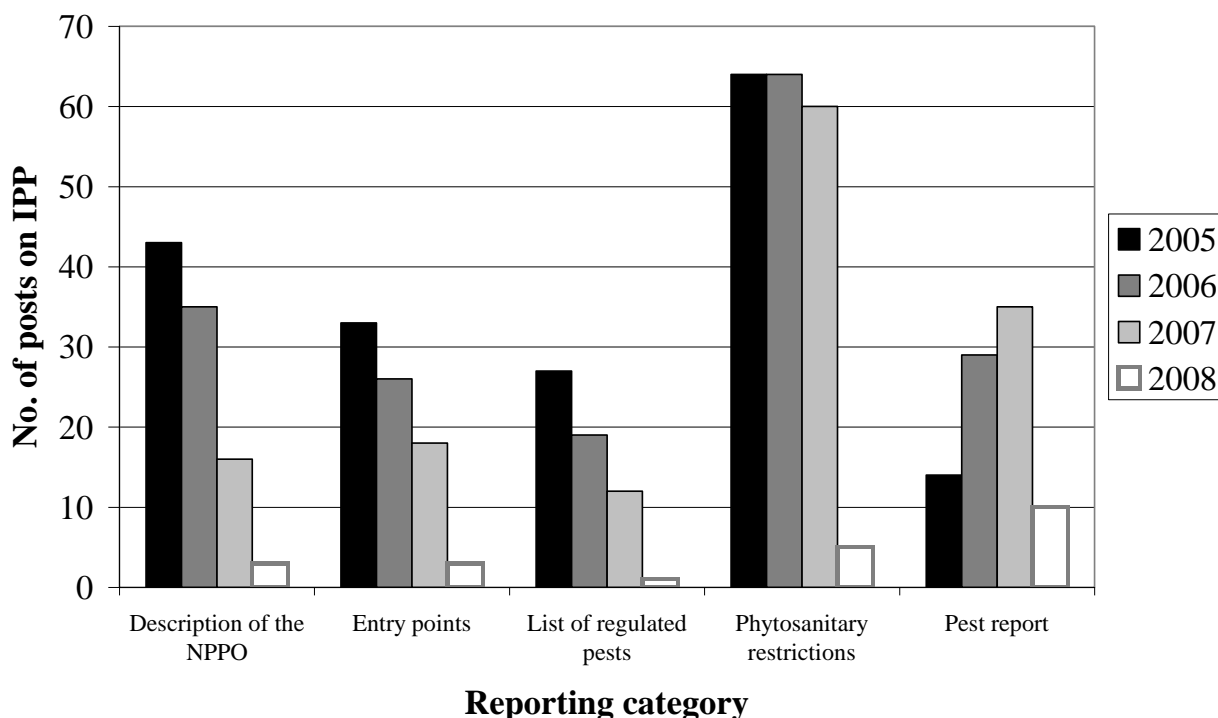


Fig. 2. Total number of new posts per year for each reporting obligation under the IPPC (data for 2008 includes January through March).

Pest reporting

Twenty-seven countries have posted a total of 88 official pest reports on the International Phytosanitary Portal. The following nine countries have posted four or more pest reports on the IPP (no. of countries in parentheses): Australia (10), Chile (5), France (6 for French Polynesia), Jamaica (5), Mexico (5), Netherlands (12), Saint Kitts and Nevis (4), Slovenia (4), and the United Kingdom (8). In most geographic regions, one or more country has made pest reports available on the IPP. Instead of posting individual pest reports on the IPP, some countries have posted links to the place where pest reports are available on the NPPO's official website.

Eighty-seven different pest organisms were addressed in at least one pest report for one or more countries. The most frequently reported pest species were as follows: *Ceratitidis capitata* (2), *Maconellicoccus hirsutus* (2), *Mycosphaerella fijiensis* (2), Potato spindle pospoviroid (PSTVd) (2), *Ralstonia solanacearum* (4), *Raoiella indica* (4), *Scirrhia pini* (2), *Scirtothrips dorsalis* (2), and *Wasmannia auropunctata* (3).

The majority of the reports dealt with pests that were present either in only some or in all parts of the specified area (see Table 5). Several countries have either updated the initial report or posted a follow-up report to inform of changes in the status of the pest organism.

Table 4: Pest status and final determination for organisms reported on the IPP.

Pest status	Description of status	No. of reports
Absent		11
	intercepted only	2
	pest eradicated	8
	pest no longer present	1
Present		87
	at low prevalence	6
	except in specified pest free areas	3
	in all parts of the area	25
	in all parts of the area where host crop(s) are grown	2
	only in protected cultivation	1
	only in some areas	30
	subject to official control	7
	under eradication	13
Transient	actionable, under eradication	4
Unknown	-	7

IPP Usage

Each year, on average, there are 300,000 unique visitors to the IPP who as a group view over 1,600,000 pages. Approximately 31% of the IPP visitors spend more than two minutes on the site. From year to year, the monthly average of the number and duration of visits to the site has remained relatively constant (see Fig. 3).

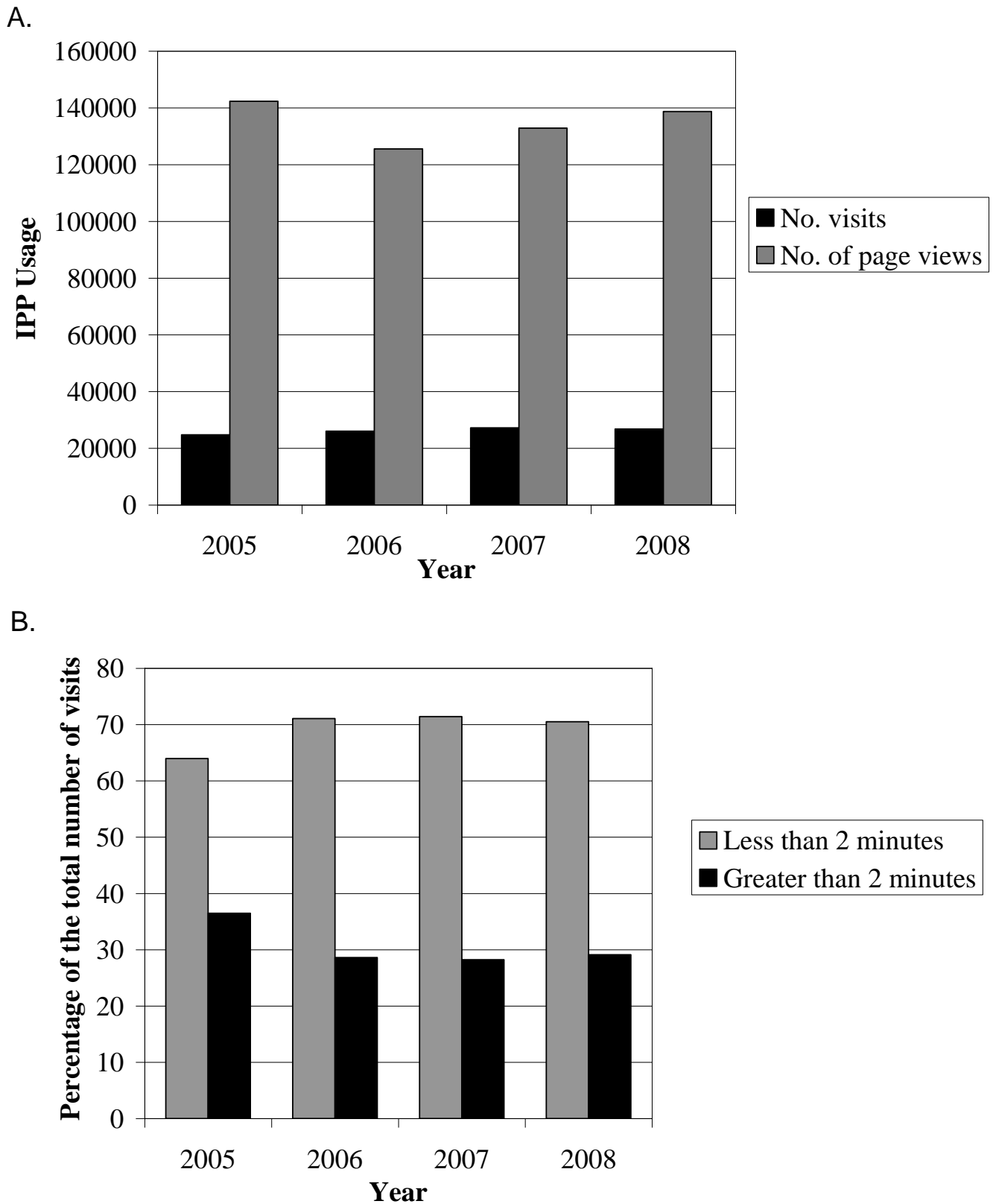
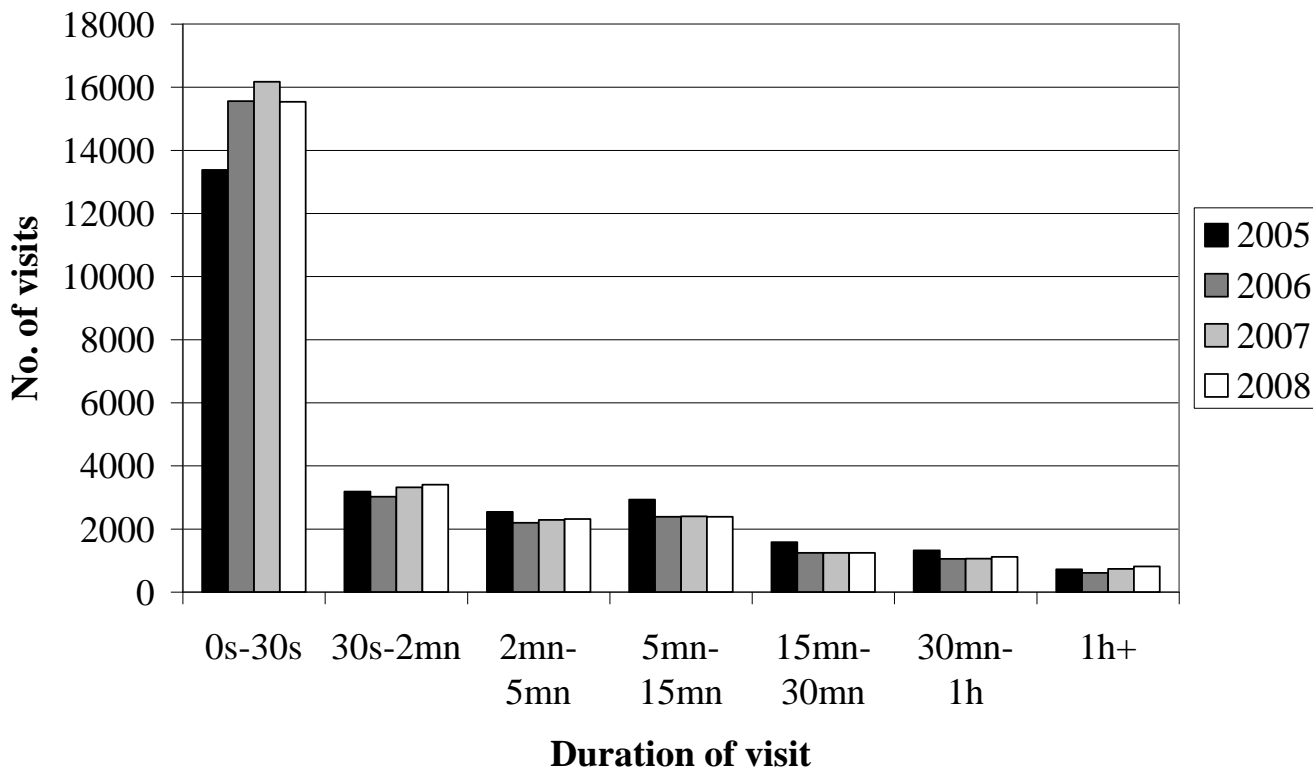


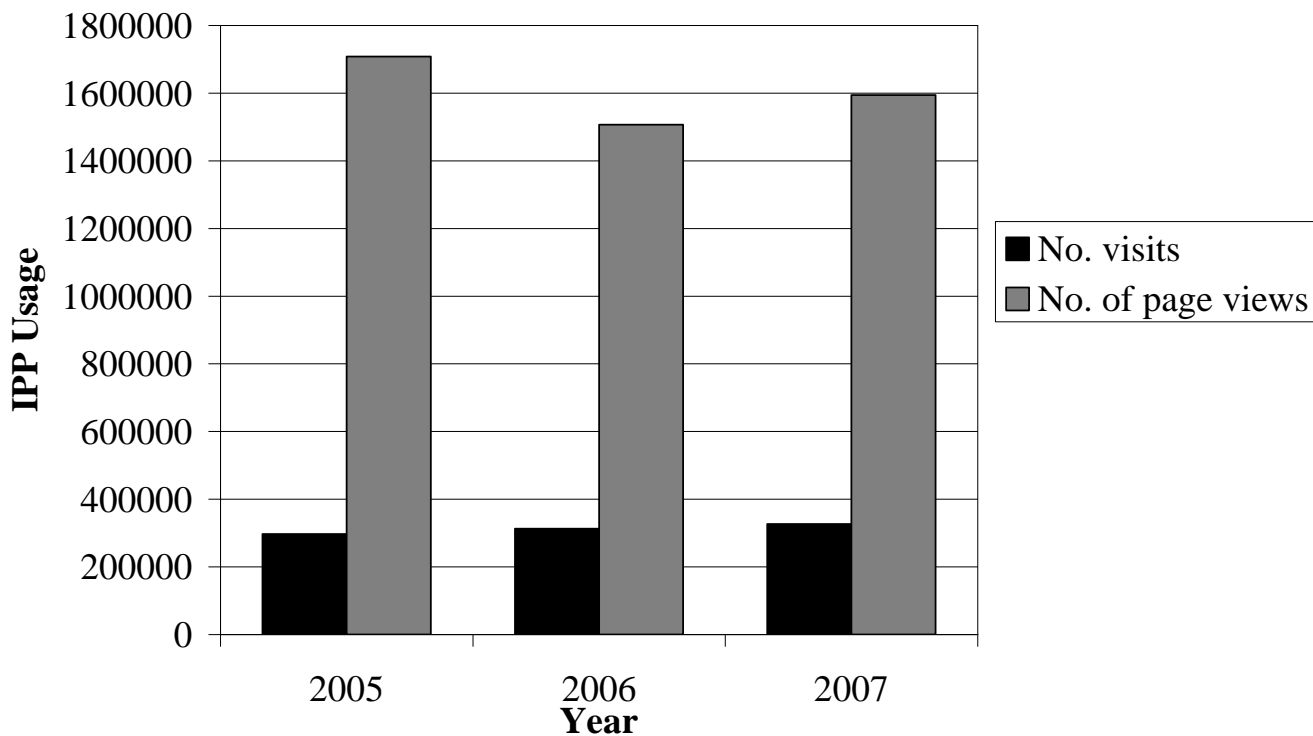
Fig. 3. IPP usage for the period from January 2005 to February 2008: **A.)** Monthly average numbers of site visits and pages viewed per month. **B.)** Monthly average duration of the site visits in each year.

Extra graph showing the monthly average of the duration of the visit in a little more detail...



Next two graphs are ANNUAL total # of visits & page views (instead of monthly averages):

A.



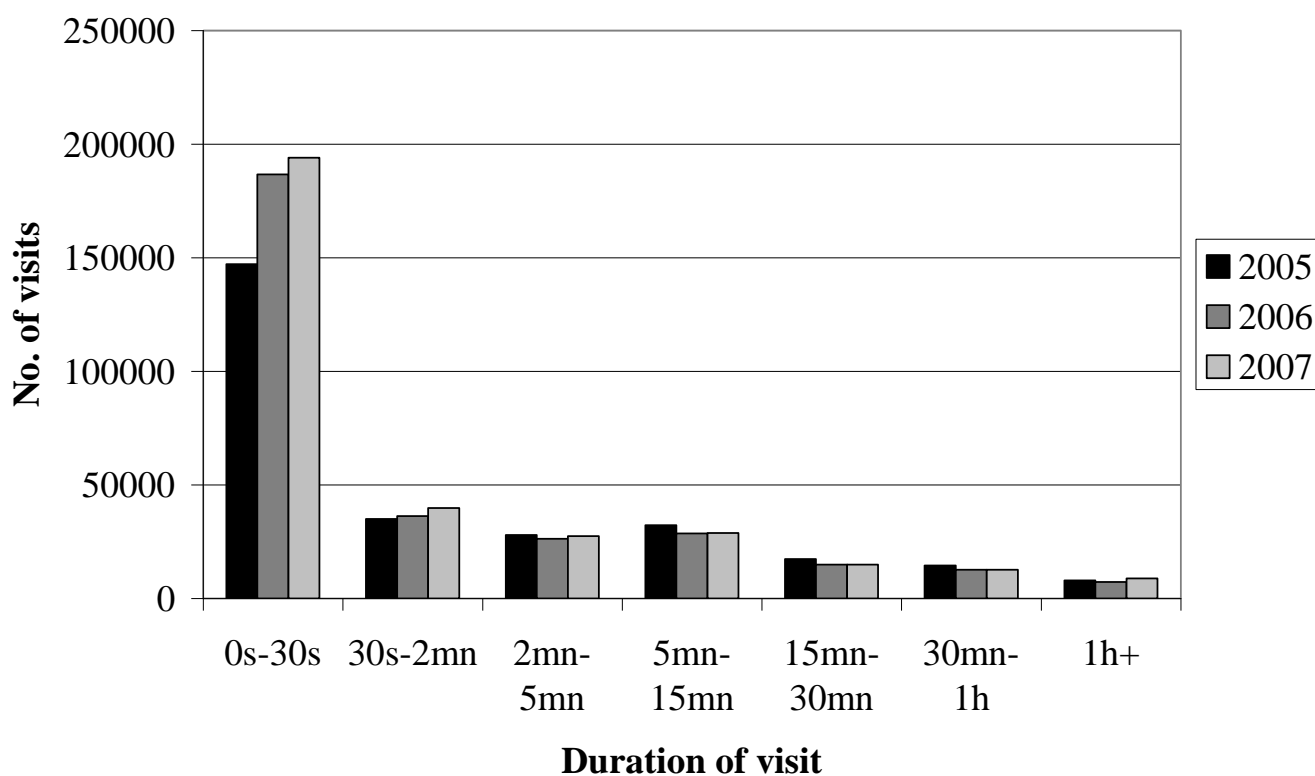


Table 5: The following countries have not met their basic reporting obligations (missing reporting obligation indicated by an 'N').

Country	Description of the NPPO	Entry points	List of regulated pests	Phytosanitary restrictions	Pest reports
Compliant Countries:	68	59	44	66	27
AFRICA					
Algeria	N	N	N	N	N
Burkina Faso	.	.	N	.	.
Burundi	N
Cameroon	.	.	N	.	N
Cape Verde	N	N	N	N	N
Central African Republic	.	N	N	N	N
Chad	.	.	N	N	N
Comoros	.	N	N	N	N
Congo	N	N	N	N	N
Côte d'Ivoire	.	N	N	N	N
Equatorial Guinea	N	N	N	N	N
Eritrea	N	N	N	N	N
Ethiopia	.	N	N	.	N
Ghana	N	N	N	N	N
Guinea	.	.	N	.	N
Guinea-Bissau	N	N	N	N	N

	Description of the NPPO	Entry points	List of regulated pests	Phytosanitary restrictions	Pest reports
Country					
Kenya	.	.	N	N	N
Liberia	N	N	N	N	.
Madagascar	N
Malawi	N	.	N	N	N
Mali	N
Mauritania	N
Mauritius	N	.	.	.	N
Morocco	N	N	N	N	.
Namibia	N	N	N	N	N
Niger	.	.	N	.	N
Nigeria	.	.	N	.	N
Sao Tome and Principe	N	N	N	N	N
Senegal	.	N	N	.	N
Seychelles	N	N	N	N	N
Sierra Leone	N	N	N	N	N
South Africa	.	N	N	.	N
Swaziland	N	N	N	N	N
Tanzania, United Republic of	N	N	N	N	N
Togo	N	N	N	N	N
Tunisia	N	N	N	N	N
Uganda	N	N	N	N	N
Zambia	.	.	N	N	N
ASIA					
Bangladesh	N	N	N	N	N
Bhutan	N	N	N	N	N
Cambodia	.	N	.	.	.
China	N	N	N	N	N
India	.	.	N	.	N
Indonesia	.	N	N	.	N
Japan	.	.	N	.	N
Korea, DPR	N	N	N	N	N
Korea, Republic of	N	N	.	N	N
Kyrgyzstan	N	N	N	N	N
Lao People's Democratic Republic	N	N	N	N	N
Malaysia	.	.	N	.	N
Maldives	N	N	N	N	N
Myanmar	N	N	N	N	N
Nepal	N	.	N	N	N
Pakistan	N	N	N	N	N
Philippines	.	N	N	.	N
Sri Lanka	N	N	N	N	N
Thailand	.	.	N	.	N
Viet Nam	.	N	.	.	N
EUROPE					

	Description of the NPPO	Entry points	List of regulated pests	Phytosanitary restrictions	Pest reports
Country					
Albania	.	.	.	N	N
Armenia	N	N	N	.	N
Austria [AT]	N
Azerbaijan	N	N	N	.	N
Belarus	N	N	.	.	N
Belgium	.	N	.	.	.
Bosnia and Herzegovina	N	N	N	N	N
Bulgaria	.	N	.	.	N
Croatia [HR]	N
Cyprus	.	N	N	N	N
Czech Republic [CZ]	N
Denmark [DK]	.	.	N	.	.
Estonia	N	N	N	N	N
European Union	N	N	N	N	N
Finland [FI]	N	.	.	.	N
France	N	N	N	N	N
Georgia	N	N	N	N	N
Germany	N	N	N	.	N
Greece [GR]	N
Hungary	N	.	N	N	N
Iceland	N	N	N	N	N
Ireland	N	N	N	N	N
Israel	N	N	N	N	N
Italy	N	N	N	N	N
Latvia	N	N	N	N	.
Lithuania	.	N	N	N	N
Luxembourg	N	N	N	N	N
Malta [MT]	.	.	.	N	N
Moldova	N	N	N	N	N
Norway	N	N	N	N	N
Poland [PL]	N
Portugal	N	N	N	N	N
Romania	N	N	N	N	N
Russian Federation	N	N	N	N	N
Serbia [RS]	.	N	.	.	N
Slovakia	N	N	N	N	N
Spain	N	N	N	N	N
Sweden	N	N	N	.	N
Switzerland	N	N	N	N	N
The Former Yugoslav Republic of Macedonia [MK]	.	N	.	.	N
Turkey [TR]	.	N	.	.	.
Ukraine [UA]	.	N	.	.	N
United Kingdom [GB]	.	N	.	.	.

LATIN AMERICA & THE

Country	Description of the NPPO	Entry points	List of regulated pests	Phytosanitary restrictions	Pest reports
CARIBBEAN					
Argentina	.	N	.	N	N
Bahamas	N	N	N	N	N
Barbados	N	N	N	.	.
Belize	N	.	N	N	N
Bolivia	.	.	N	.	.
Brazil	.	.	N	.	.
Chile	N
Colombia	N	N	N	N	N
Cuba	N
Dominica	.	.	N	N	.
Dominican Republic	N	N	N	N	N
Ecuador	N	N	N	.	.
El Salvador	N	N	N	N	N
Grenada	N	N	.	.	N
Guyana	N	N	N	N	N
Haiti	N	N	N	N	N
Honduras	.	.	N	N	N
Jamaica	.	.	N	N	N
Mexico	N	N	N	N	N
Nicaragua	.	.	N	N	N
Panama	.	N	N	N	N
Paraguay	N
Peru	N
Saint Kitts and Nevis	N	.	.	.	N
Saint Lucia	N	.	.	N	.
Saint Vincent and the Grenadines	.	N	N	.	.
Suriname	N	N	N	N	.
Trinidad and Tobago	.	N	N	N	N
Uruguay	N	.	.	.	N
Venezuela	N	N	N	N	N
NEAR EAST					
Bahrain	N	N	N	N	N
Egypt	N	N	N	N	N
Iran	N	N	N	N	N
Iraq	N	N	N	N	N
Jordan	N	N	N	N	N
Kuwait	N	N	N	N	N
Lebanon	N	.	N	.	N
Libyan Arab Jamahiriya	N	N	N	N	N
Oman	N	.	N	.	N

Country	Description of the NPPO	Entry points	List of regulated pests	Phytosanitary restrictions	Pest reports
Qatar	N	N	N	N	N
Saudi Arabia	N	N	N	N	N
Sudan	N	N	N	N	N
Syria [SY]	N	N	N	N	N
United Arab Emirates	N	N	N	N	N
Yemen	.	.	N	.	N
NORTH AMERICA					
Canada	N
United States of America	N
SOUTHWEST PACIFIC					
Cook Islands	N	.	.	N	N
Fiji	N	N	N	N	.
Micronesia, Federated States of	N	.	N	.	N
Nauru	N	N	N	N	.
Niue	.	N	N	N	N
Palau	N	N	N	N	N
Papua New Guinea	N	.	.	N	N
Solomon Islands	N	N	N	N	N
Tonga	N	N	N	N	N
Tuvalu	N	.	N	N	N
Samoa	N	N	N	.	N
Vanuatu	.	N	N	N	N