



www.ippc.int

International Plant Protection Convention
Protecting the world's plant resources from pests



Meeting National Reporting Obligations

Statistics

Summary

OVERVIEW

Under the International Plant Protection Convention (1997) it is the responsibility of contracting parties to engage in the exchange of official phytosanitary information. The Convention clearly identifies that phytosanitary information which contracting parties are obliged to report, and lists several event driven reporting obligations. To this end, the Commission on Phytosanitary Measures has established the International Phytosanitary Portal (IPP: <https://www.ippc.int>) as the preferred forum for information exchange by contracting parties and the IPPC Secretariat.

The data presented in this paper was drawn from the IPP website and was collected throughout the months of June and July 2013. All the statistics regarding reporting obligations refer to basic reporting: Description of NPPO; Entry Point; List of Regulated Pests; and Phytosanitary Restrictions. Some countries provide links on the IPP to other sites where additional reporting information is maintained, but it is not possible for the IPPC Secretariat to summarize reporting carried out through means other than the IPP.

General Reporting Information Available on IPP

Figure 1 below indicates that 45% of the 227 official, unofficial, and non-contracting parties (some of these are territories) of the IPPC have met none of their reporting obligations. Table 1 indicates the numerical breakdown that generated figure 1. Collectively the IPPC countries provided a total of 674 basic reports.

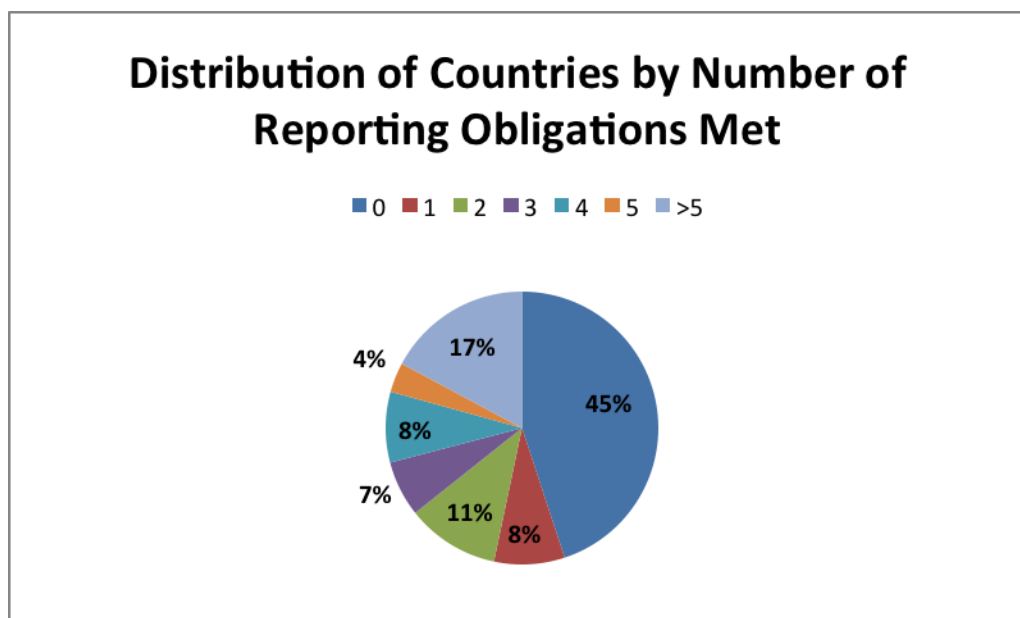


Figure 1. The percentage of IPPC countries that meet a certain amount of reporting obligations.

No. of Reporting Obligations Met	Number of Countries			
	Description of NPPO	Entry Point	List of Regulated Pests	Phytosanitary Restrictions
0	138	139	161	142
1	64	71	47	32
2	19	13	11	16
3	4	4	4	3
4	0	0	2	12
5	0	0	0	4
Above 5	2	0	2	18

Meetings NROs: summary statistics

Table 1. The numerical breakdown of the number of countries that met a certain number of reporting obligations.

The histogram below indicates the frequency with which countries provide each type of report. Forty-nine percent of the reports provided are Phytosanitary Restrictions.

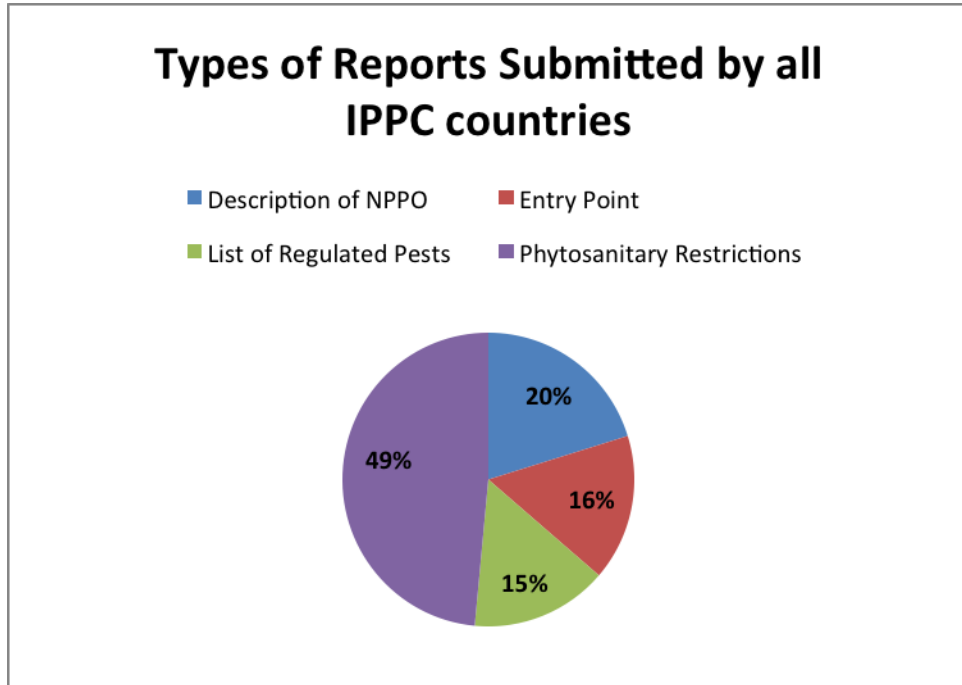


Figure 2. The percentage of reports submitted by IPPC countries broken down by type of report.

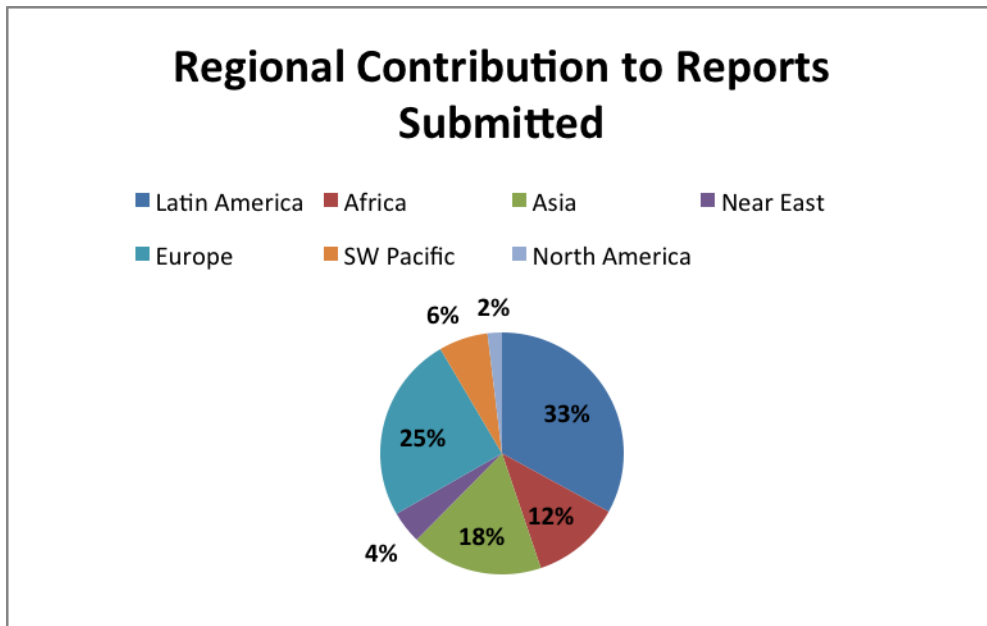


Figure 3. Indicates the percentage of the 674 reports provided by each region.

LATIN AMERICA

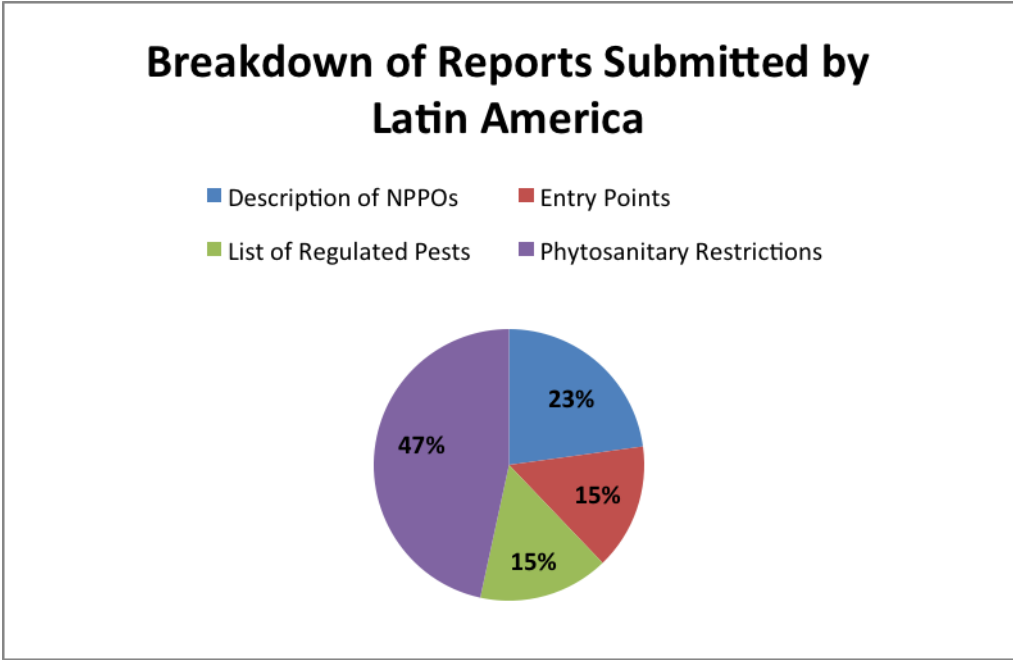


Figure 4. Indicates the percentage of the 674 reports provided by Latin America.

Report Type	IPPC	Latin America	% of total reports
Description of NPPO	136	47	34.6
Entry Points	109	31	28.4
List of Regulated Pests	102	32	31.4
Phytosanitary Restrictions	327	96	29.4
Total Reports	674	206	30.6

Table 2.Numerical breakdown of reports provided by Latin America

AFRICA

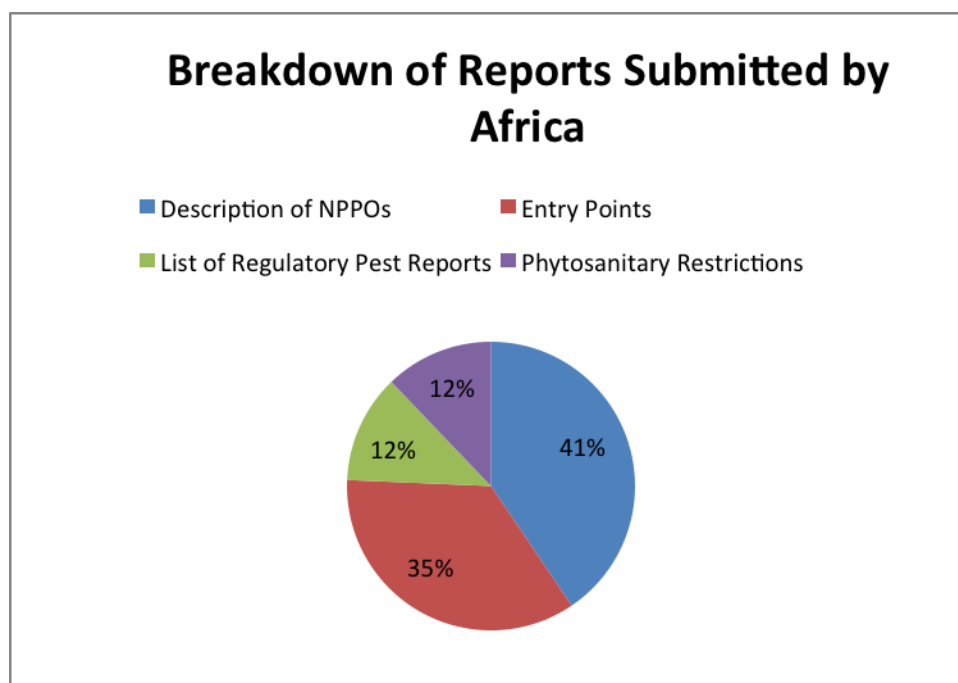


Figure 5. Indicates the percentage of the 674 reports provided by Africa.

Report Type	IPPC	Africa	% of Total Reports
Description of NPPO	136	30	22.1%
Entry Points	109	26	23.8%
List of Regulatory Pest Reports	102	9	8.8%
Phytosanitary Restriction	327	9	2.8%
Total reports	674	74	11.0%

Table 3. Numerical breakdown of report provided by Africa.

ASIA

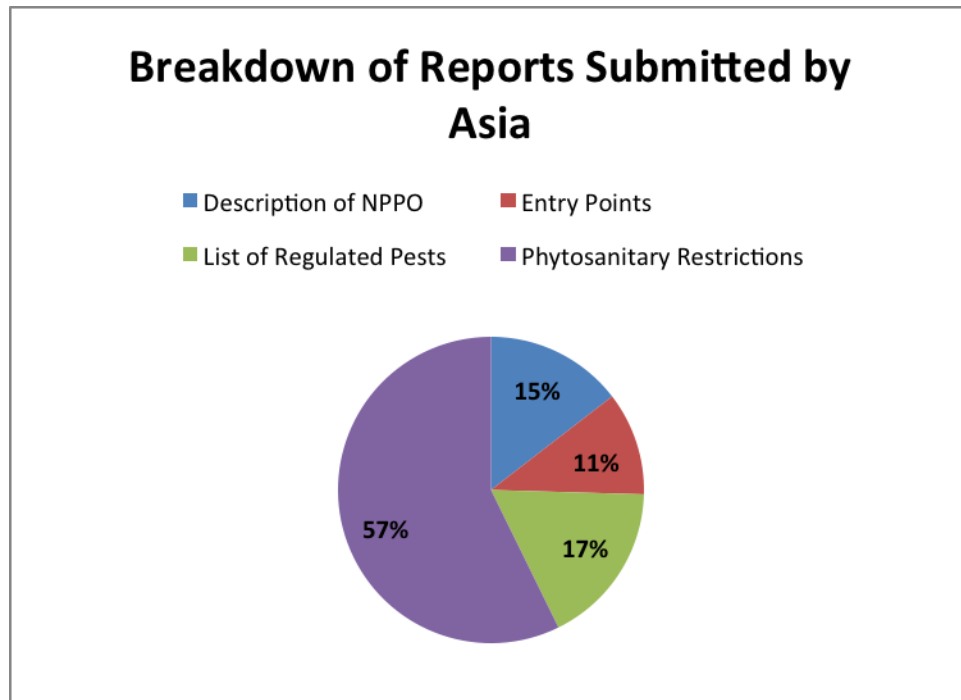


Figure 6. Indicates the percentage of the 674 reports provided by Asia.

Report Type	IPPC	Asia	% of total reports
Description of NPPO	136	16	11.8%
Entry Points	109	12	11.0%
List of Regulatory Pests	102	19	18.6%
Phytosanitary Restrictions	327	63	19.3%
Total Reports	674	110	16.3%

Table 4. Numerical breakdown of report provided by Asia.

EUROPE

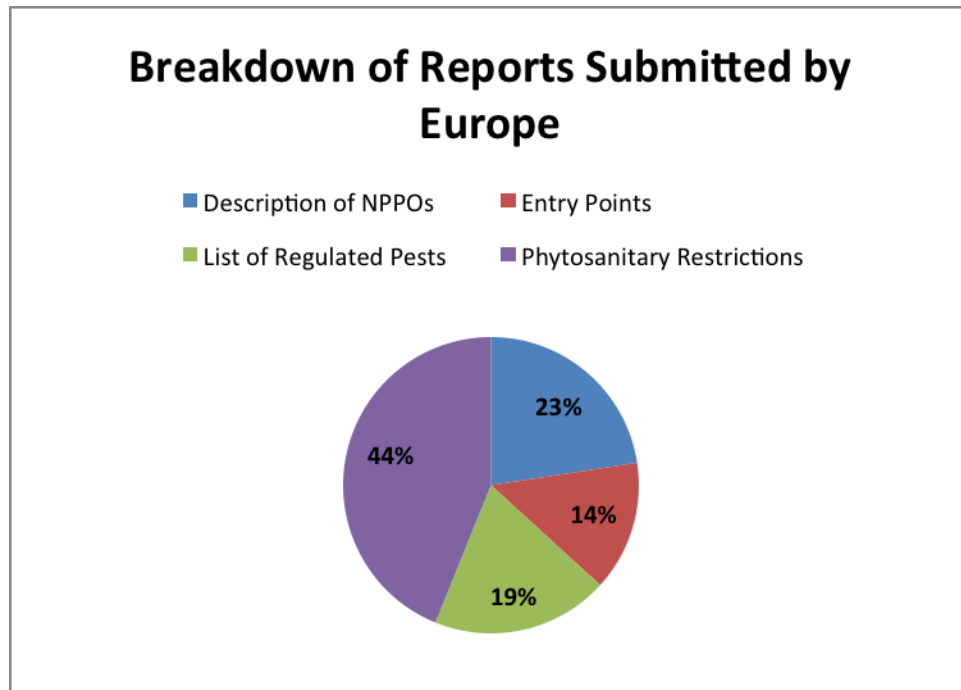


Figure 8. Indicates the percentage of the 674 reports provided by Europe.

Report Type	IPPC	Europe	% of total reports
Description of NPPO	136	35	25.7%
Entry Points	109	22	20.2%
List of Regulatory Pests	102	30	29.4%
Phytosanitary Restriction	327	68	20.8%
Total Reports	674	155	23.0%

Table 6. Numerical breakdown of report provided by Europe.

SOUTH WEST PACIFIC

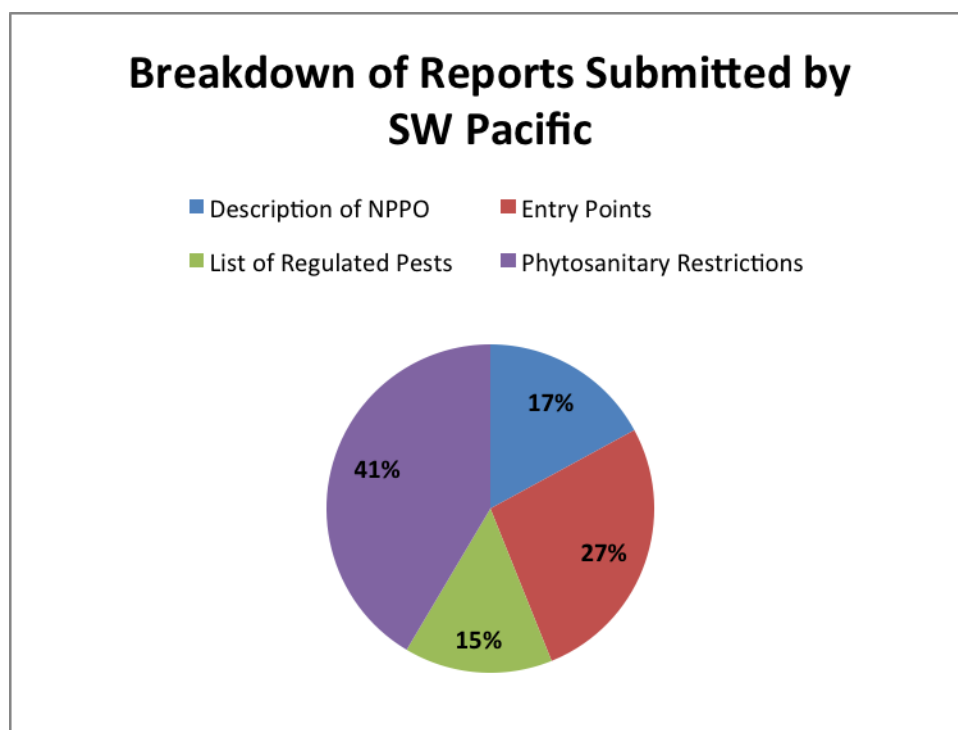


Figure 9. Indicates the percentage of the 674 reports provided by SW Pacific.

Report Type	IPPC	SW Pacific	% of total reports
Description of NPPO	136	7	5.2%
Entry Points	109	11	10.1%
List of Regulated Pests	102	6	5.9%
Phytosanitary Restriction	327	17	5.2%
Total Reports	674	41	6.08%

Table 7. Numerical breakdown of report provided by the SW Pacific.

NORTH AMERICA

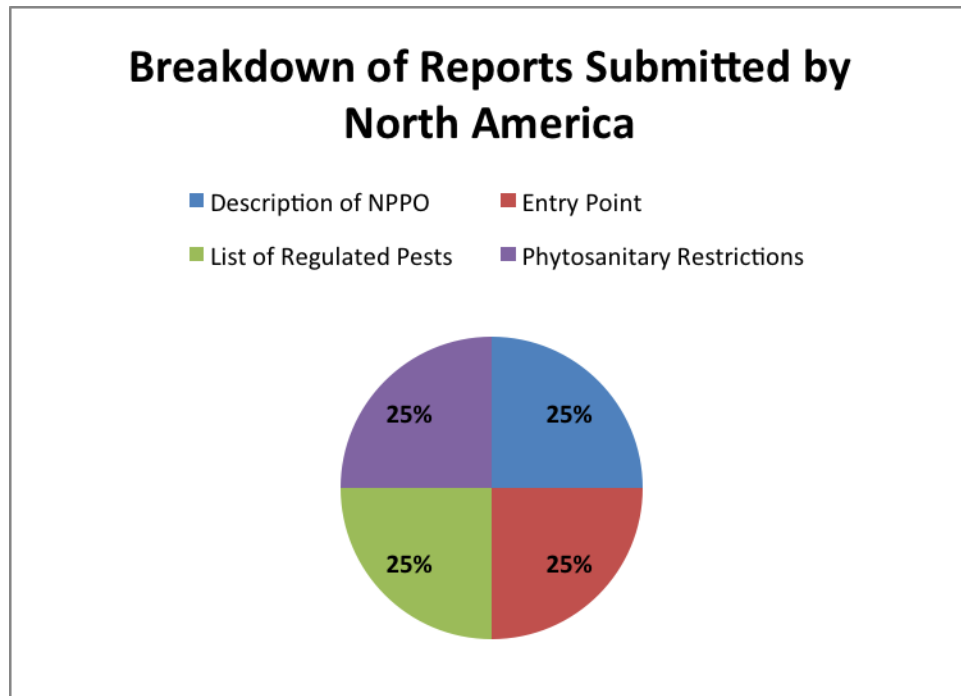


Figure 10. Indicates the percentage of the 674 reports provided by North America.

Report Type	IPPC	North America	% of total reports
Description of NPPO	136	3	2.2%
Entry Point	109	3	2.8%
List of Regulated Pests	102	3	2.9%
Phytosanitary Restrictions	327	3	0.9%
Total Reports	674	12	1.8%

Table 8. Numerical breakdown of report provided by North America.

UPDATES

The following information suggests a considerable amount of information has not been updated regularly. This may be true for some information but a significant amount of information is likely to change at least every 2 years. This is one issue that needs to be addressed through better statistics, automated reminders and greater engagement from contracting parties.

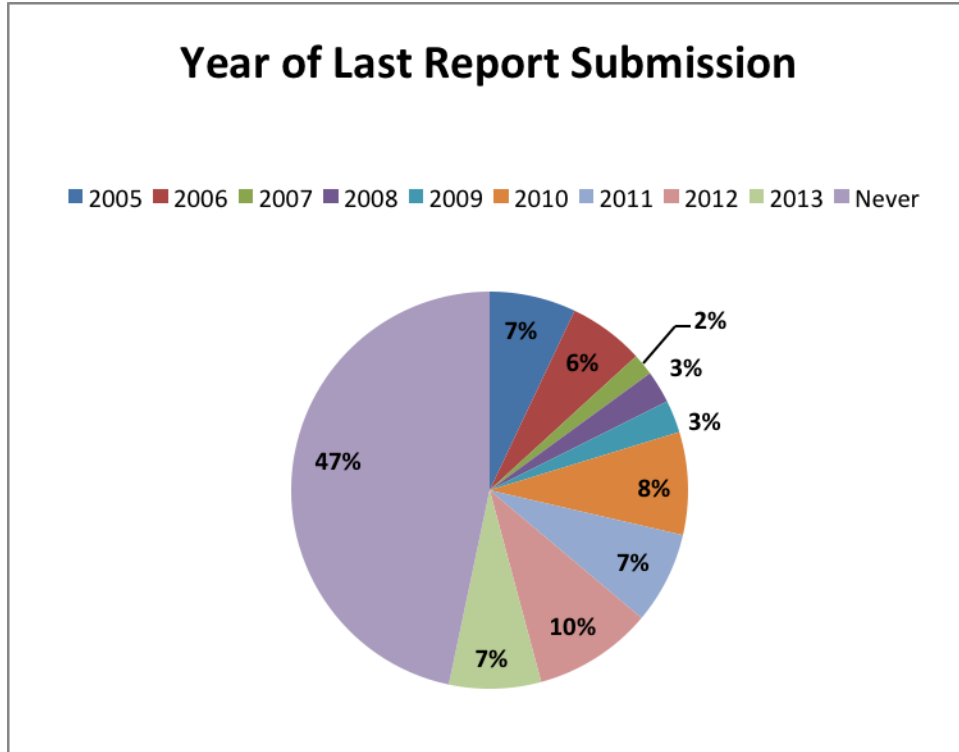


Figure 11. Countries broken down by date of last submission

Annex 1

Lists of contracting parties' reporting information for the basic reporting obligations sorted by
FAO region.

Country	# of Description of the NPPO	# of Entry points	# List of regulated pests	# of Phytosanitary restrictions
No. Reports	136	109	102	327
Africa				
Algeria [DZA]	1	0	0	0
Burkina Faso [BFA]	2	1	0	6
Burundi [BDI]	1	1	1	1
Côte d'Ivoire [CIV]	3	0	0	0
Cameroon [CMR]	1	2	0	9
Cape Verde [CPV]	0	0	0	0
Central African Republic [CAF]	1	0	0	0
Chad [TCD]	1	1	0	0
Comoros [COM]	1	0	0	0
Congo [COG]	0	0	0	0
Congo, The Democratic Republic of the [COD]	0	1	0	0
Djibouti [DJI]	0	0	0	0

Meetings NROs: summary statistics

Country	# of Description of the NPPO	# of Entry points	# List of regulated pests	# of Phytosanitary restrictions
Equatorial Guinea [GNQ]	0	0	0	0
Eritrea [ERI]	0	1	0	1
Ethiopia [ETH]	1	0	0	1
Gabon [GAB]	1	1	0	0
Gambia [GMB]	0	0	0	0
Ghana [GHA]	0	0	0	0
Gibraltar [GIB]	0	0	0	0
Guinea [GIN]	1	1	0	1
Guinea-Bissau [GNB]	0	0	0	0
Kenya [KEN]	1	2	0	0
Liberia [LBR]	0	0	0	0
Madagascar [MDG]	0	1	1	3
Malawi [MWI]	0	1	0	0
Mali [MLI]	1	1	1	1
Mauritania [MRT]	1	1	1	8
Mauritius [MUS]	1	1	1	4
Morocco [MAR]	0	0	0	0
Mozambique [MOZ]	0	1	1	4
Namibia [NAM]	0	0	0	0

Meetings NROs: summary statistics

Country	# of Description of the NPPO	# of Entry points	# List of regulated pests	# of Phytosanitary restrictions
Niger [NER]	1	1	0	2
Nigeria [NGA]	1	1	0	1
Niue [NIU]	1	1	0	0
Rwanda [RWA]	0	0	0	0
Sao Tome and Principe [STP]	0	0	0	0
Senegal [SEN]	1	0	0	1
Seychelles [SYC]	0	0	1	1
Sierra Leone [SLE]	0	0	0	0
South Africa [ZAF]	1	0	0	4
South Sudan [SSD]	0	0	0	0
Sudan [SDN]	0	0	0	0
Suriname [SUR]	1	1	0	0
Swaziland [SWZ]	0	0	0	0
Tanzania, United Republic of [Tza]	0	1	0	2
Togo [TGO]	0	0	0	0
Tokelau [TKL]	0	0	0	0
Tunisia [TUN]	0	0	0	0
Uganda [UGA]	1	0	0	0

Meetings NROs: summary statistics

Country	# of Description of the NPPO	# of Entry points	# List of regulated pests	# of Phytosanitary restrictions
Zambia [ZMB]	2	1	0	1
Zimbabwe [ZWE]	1	1	0	0
Asia				
Afghanistan [AFG]	0	0	0	0
Bangladesh [BGD]	0	0	0	0
Brunei Darussalam [BRN]	0	0	0	0
Cambodia [KHM]	2	0	4	9
China [CHN]	1	1	3	9
India [IND]	1	1	1	1
Indonesia [IDN]	1	0	0	6
Japan [JPN]	1	2	6	3
Kazakhstan [KAZ]	0	0	0	0
Kiribati [KIR]	0	0	0	0
Korea, Democratic People's Republic of [PRK]	0	1	0	0
Korea, Republic of [KOR]	0	0	2	0
Kyrgyzstan [KGZ]	0	0	0	0

Meetings NROs: summary statistics

Country	# of Description of the NPPO	# of Entry points	# List of regulated pests	# of Phytosanitary restrictions
Lao People's Democratic Republic [LAO]	1	1	1	1
Malaysia [MYS]	1	1	1	6
Maldives [MDV]	0	0	0	0
Marshall Islands [MHL]	0	0	0	0
Mongolia [MNG]	0	0	0	0
Myanmar [MMR]	0	0	0	0
Nauru [NRU]	0	0	0	0
Nepal [NPL]	0	1	0	0
Pakistan [PAK]	0	0	0	0
Philippines [PHL]	1	1	0	8
Russian Federation [RUS]	0	0	0	0
Singapore [SGP]	0	0	0	2
Sri Lanka [LKA]	2	1	0	0
Thailand [THA]	2	1	0	8
Timor-Leste [TLS]	0	0	0	0
Uzbekistan [UZB]	0	0	0	0
Viet Nam [VNM]	1	1	1	10
Europe				

Meetings NROs: summary statistics

Country	# of Description of the NPPO	# of Entry points	# List of regulated pests	# of Phytosanitary restrictions
Albania [ALB]	1	1	1	0
Armenia [ARM]	0	0	0	1
Austria [AUT]	2	1	1	4
Azerbaijan [AZE]	1	1	1	4
Belarus [BLR]	0	0	2	1
Belgium [BEL]	1	2	2	1
Bosnia and Herzegovina [BIH]	0	0	0	0
Bulgaria [BGR]	2	0	1	1
Croatia [HRV]	1	1	1	5
Cyprus [CYP]	1	0	0	0
Czech Republic [CZE]	3	1	1	5
Denmark [DNK]	1	1	1	2
Estonia [EST]	1	1	1	1
European Union [EU]	0	0	0	0
Finland [FIN]	0	1	1	1
France [FRA]	1	1	1	1
French Polynesia [PYF]	2	2	2	13
French Southern Territories [ATF]	0	0	0	0

Meetings NROs: summary statistics

Country	# of Description of the NPPO	# of Entry points	# List of regulated pests	# of Phytosanitary restrictions
Georgia [GEO]	0	0	1	6
Germany [DEU]	2	1	1	2
Greece [GRC]	1	1	2	1
Greenland [GRL]	0	0	0	0
Holy See [VAT]	0	0	0	0
Hungary [HUN]	3	1	0	0
Iceland [ISL]	0	0	0	0
Ireland [IRL]	0	0	0	0
Israel [ISR]	1	0	0	0
Italy [ITA]	0	0	0	0
Latvia [LVA]	1	1	0	1
Liechtenstein [LIE]	0	0	0	0
Lithuania [LTU]	1	0	0	0
Luxembourg [LUX]	0	0	0	0
Macedonia, the former Yugoslav Republic of [MKD]	1	0	1	1
Malta [MLT]	1	1	1	0
Moldova, Republic of [MDA]	0	0	0	0
Monaco [MCO]	0	0	0	0

Meetings NROs: summary statistics

Country	# of Description of the NPPO	# of Entry points	# List of regulated pests	# of Phytosanitary restrictions
Montenegro [MNE]	0	0	0	0
Montserrat [MSR]	0	0	0	0
Netherlands Antilles [ANT]	0	0	0	0
Netherlands [NLD]	1	1	1	1
Norway [NOR]	0	0	0	0
Poland [POL]	1	1	1	1
Portugal [PRT]	0	0	0	0
Romania [ROM]	0	0	0	0
Russian Federation [RUS]	0	0	0	0
Serbia [SRB]	1	0	0	3
Singapore [SGP]	0	0	0	2
Slovakia [SVK]	0	0	0	0
Slovenia [SVN]	1	2	1	4
Spain [ESP]	0	0	0	0
Sweden [SWE]	0	0	0	1
Switzerland [CHE]	0	0	0	0
Turkey [TUR]	1	0	3	1
Ukraine [UKR]	1	0	1	2
United Kingdom [GBR]	1	0	1	2

Meetings NROs: summary statistics

Country	# of Description of the NPPO	# of Entry points	# List of regulated pests	# of Phytosanitary restrictions
Near East				
Bahrain [BHR]	0	0	0	0
Egypt [EGY]	0	0	0	0
Iran, Islamic Republic of [IRN]	0	0	0	0
Iraq [IRQ]	0	0	0	0
Jordan [JOR]	0	0	1	0
Kuwait [KWT]	0	0	0	0
Lebanon [LBN]	0	3	0	13
Libya [LBY]	0	0	0	0
Oman [OMN]	0	1	0	2
Qatar [QAT]	0	0	0	0
Saudi Arabia [SAU]	0	0	0	0
Sudan [SDN]	0	0	0	0
Syrian Arab Republic [SYR]	0	0	0	0
United Arab Emirates [ARE]	0	0	0	0
Yemen [YEM]	2	1	0	4
North America				
Canada [CAN]	2	2	2	8

Meetings NROs: summary statistics

Country	# of Description of the NPPO	# of Entry points	# List of regulated pests	# of Phytosanitary restrictions
United States of America [USA]	1	1	1	2
SW Pacific				
Australia [AUS]	2	3	3	9
Cook Islands [COK]	0	1	1	0
Fiji [FJI]	0	0	0	0
Micronesia, Federated States of [FSM]	0	1	0	2
New Zealand [NZL]	2	2	1	2
Niue [NIU]	1	1	0	0
Palau [PLW]	1	1	0	0
Papua New Guinea [PNG]	0	1	1	0
Samoa [WSM]	0	0	0	4
Solomon Islands [SLB]	0	0	0	0
Tonga [TON]	0	0	0	0
Tuvalu [TUV]	0	1	0	0
Vanuatu [VUT]	1	0	0	0