



Food and Agriculture Organization
of the United Nations



Country-Level Cost-Benefit Analyses of the ePhyto Solution

*International Plant Protection Convention (IPPC) Strategic Planning Group Meeting,
28 October 2024*

Rome, Italy

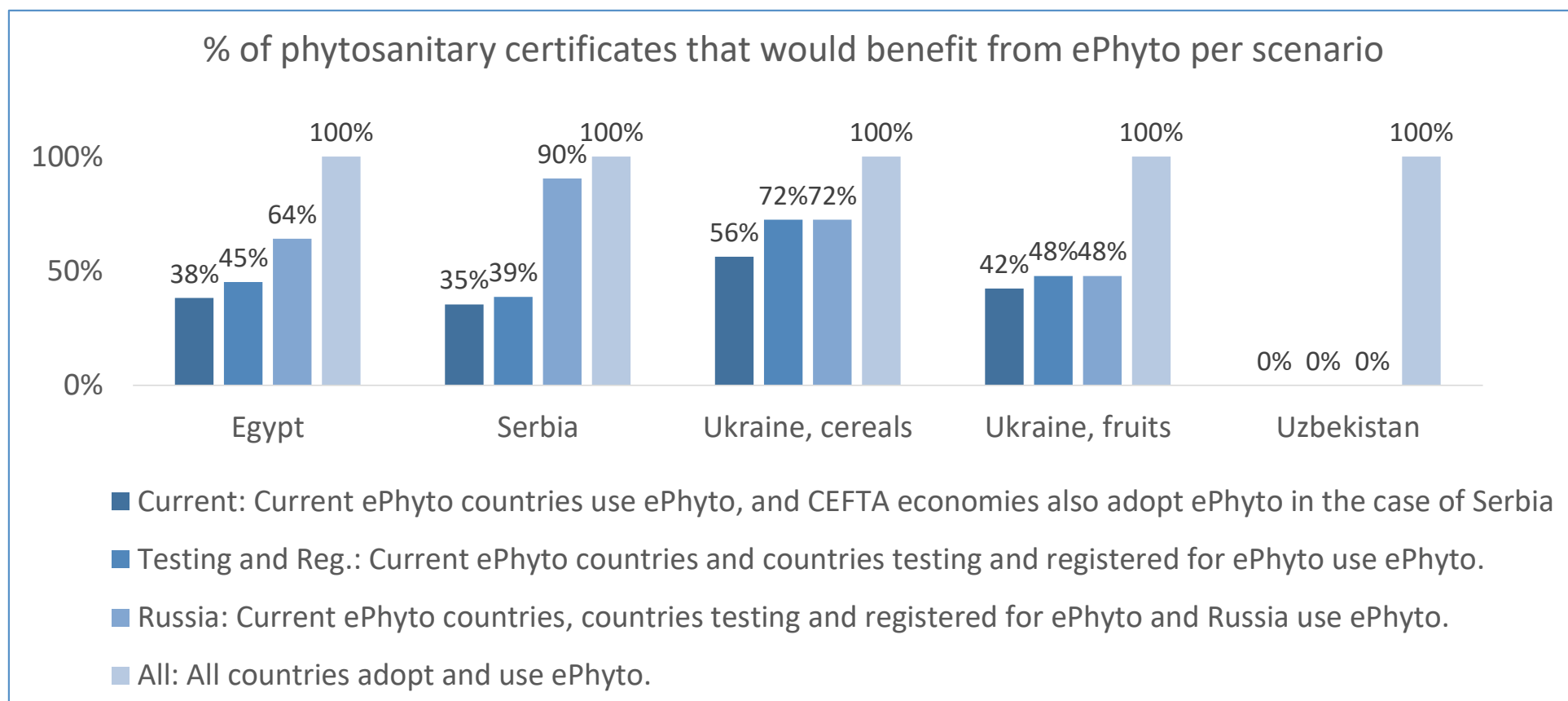
Anne-Christelle Ott,
Economist, FAO Investment Centre

Introduction

- Objective** To quantify the costs and benefits of switching paper form to digital phytosanitary certificates (PCs) for **Egypt, Serbia, Uzbekistan and Ukraine.**
- Commodities** Egypt: fresh fruits (mostly citruses), potatoes, tomatoes, onions
 Serbia: fresh fruits
 Uzbekistan: fresh fruits
 Ukraine: fruits and cereals

Assessed Costs	Who pays	Additional cost or saving when switching to ePhyto
Cost of obtaining the certificate (applying for and/or picking up the certificate)	Exporters	Savings
Costs associated to reissues and/or delays	Exporters	Savings
Administration printing costs	Government	Savings
Setup costs for ePhyto	Government	Additional cost
Operational costs	Government	Additional cost
GHG emissions associated to reissues of PCs	Society	Savings

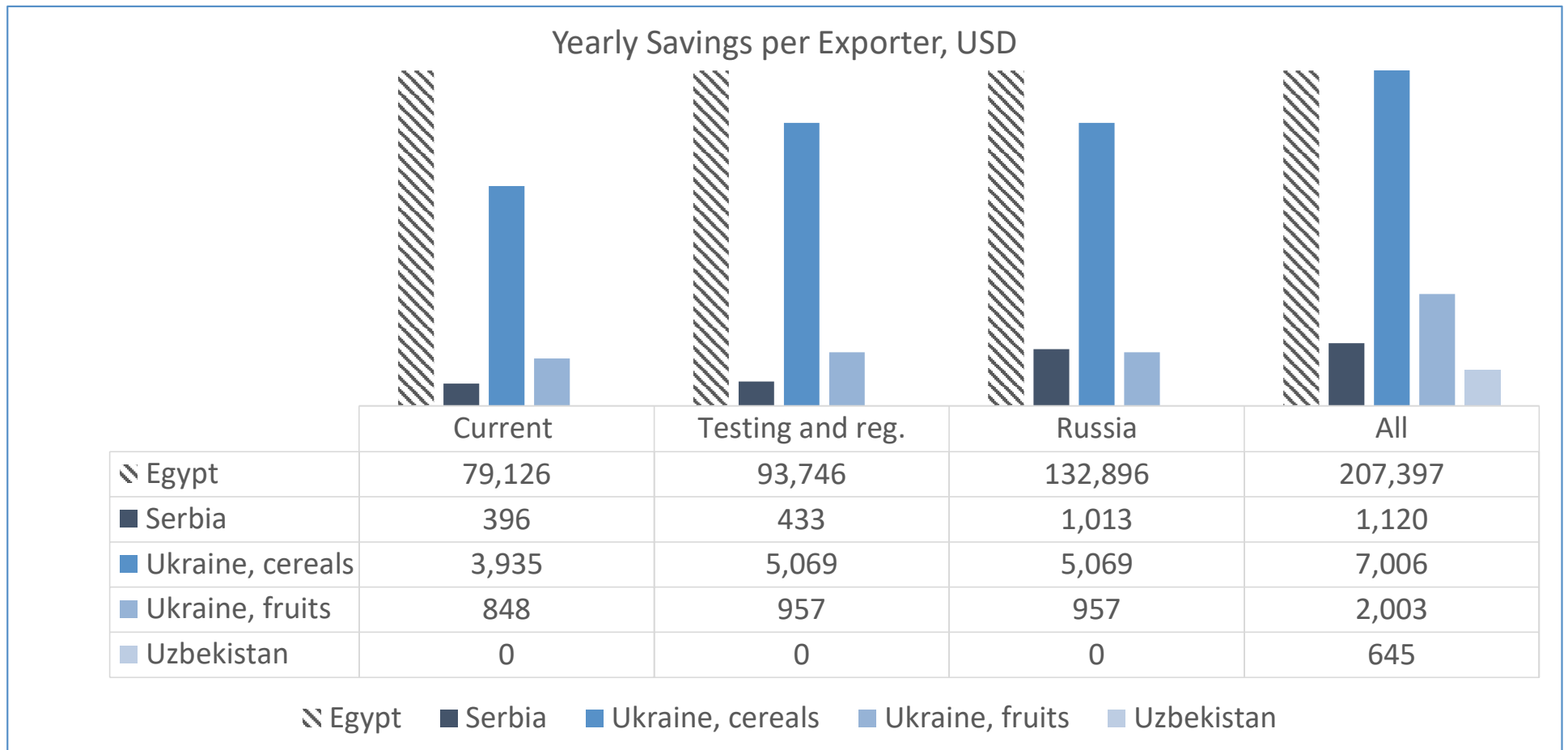
Methodology: Shipments using ePhyto based on ePhyto export partners



Results: exporters' savings (per company)

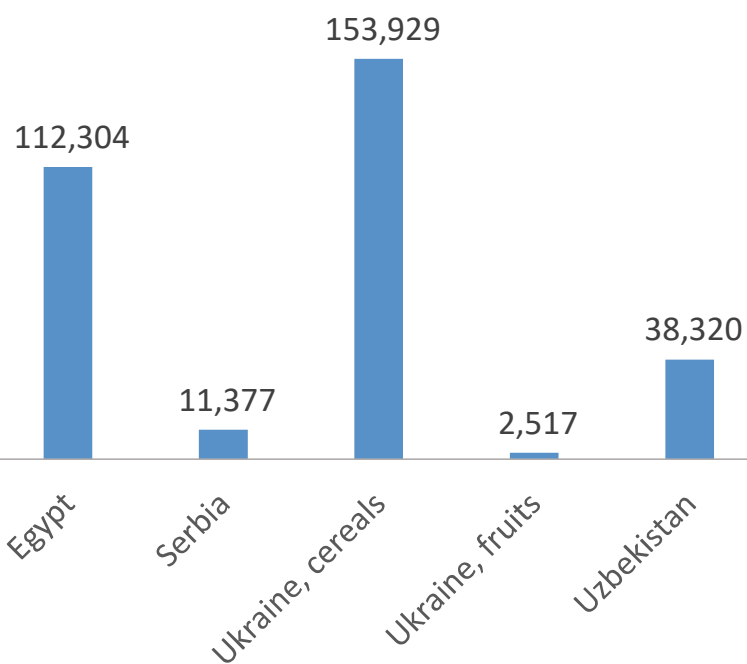
	Unit	Egypt	Serbia	Ukraine, cereals	Ukraine, fruits	Uzbekistan
Number of interviewed companies	Companies	12	9	7	8	13
Average volume of exports per PC	kilos	19,691	20,000	241,646	17,937	20,750
Average saving per shipment where ePhyto applies	USD	83.0	4.5	45.7	16.4	6.3
Average saving per tonne exported	USD	4.21	0.22	0.19	0.92	0.30
Average number of shipments per company	Shipments	2,499	250	153	122	103

Results: exporters' savings (per company)

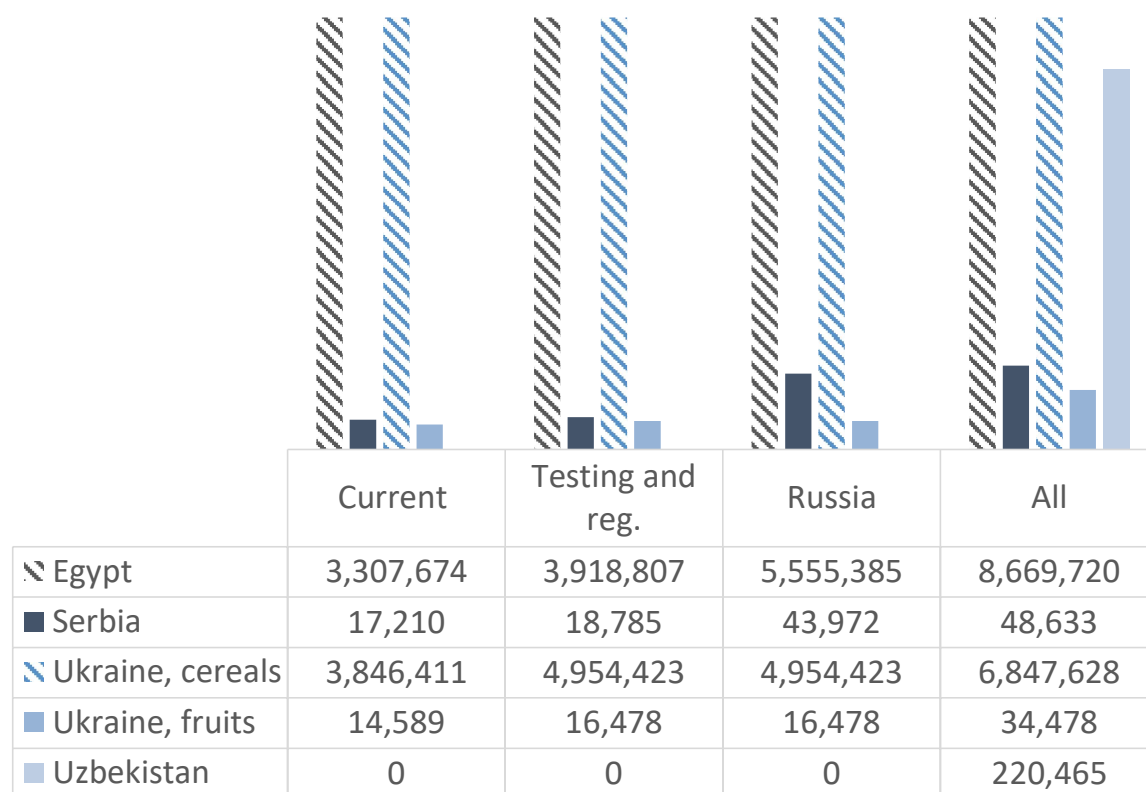


Results: country-level results, exporters' savings

Number of shipments considered in the aggregate analysis



Savings per Year for all Exporters, Economic Values, USD



Results: country-level results, exporters' savings

